



Ziptrak® Interior
Wardrobes and Partitions

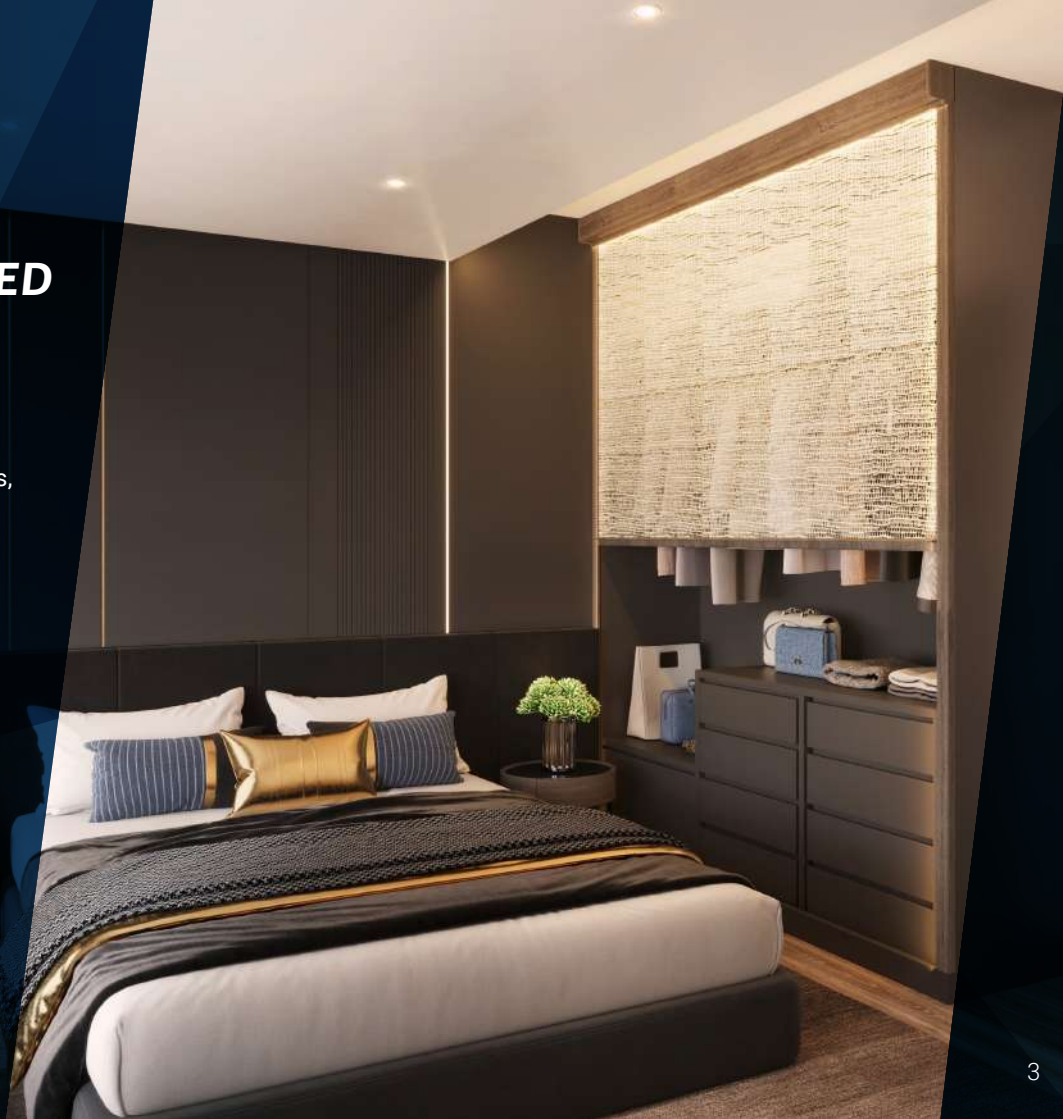
CONTENT

Why Ziptrak® Interior	3
Using Ziptrak® Interior	6
Custom Wardrobes	6
Room Partitions	8
L-Shaped Wardrobes	10
Modular Wardrobe Systems	12
Key Product Dimensions	14

Why Ziptrak® Interior

A FEATURE-PACKED SPACE-SAVER

Due to its unique design, Ziptrak® Interior is excellent for use on wardrobes as indoor room partitions, offering homeowners a new sleek and space-saving alternative to explore.



Ziptrak®
Interior
blinds **do**
not require
additional
floor
clearance.



IN COMPARISON WITH
SWING DOORS

Traditional wardrobe doors
require floor clearance
and take up additional real
estate.

IN COMPARISON WITH
SLIDING DOORS

Sliding doors only offer partial access to wardrobes at any point of time.



Ziptrak® Interior blinds can be **fully retracted** for full access to wardrobe.



Leave seldom used items at the top of your cabinet.


Using Ziptrak® Interior

CUSTOM WARDROBES

Designing to Accommodate Ziptrak® Interior

Since the blinds move up and down, instead of left to right, wardrobes designed with Ziptrak® Interior blinds will allow you to plan your access to wardrobes with a wider access in mind.

To make the most out of Ziptrak® Interior blinds, you'll want to design your wardrobe for horizontal access, with themes, rather than category in mind.





Each Ziptrak® Interior blind can go up to 3,000mm tall, and 3,000mm wide.



You can also stack Ziptrak® Interior blinds, or incorporate cabinets, if your ceiling height exceeds 3,000mm.



Using Ziptrak® Interior

ROOM PARTITIONS

Ziptrak® Interior blinds also function as an incredible way to partition your rooms while offering privacy when required.

Extremely space-saving, these blinds can almost be fully retracted and take up very little real estate.

Closed



Space
Saving



Fully
Retractable



Requires little
real estate

*Partially
Retracted*



Fully Retracted



Using Ziptrak® Interior
**L-SHAPED
WARDROBES**

Ziptrak® Interior blinds can be used on L-shaped wardrobes as well.

Homeowners can opt between an **equal-height** or **staggered** configuration based on what best fits their space.

Equal-Height

Ziptrak's authorised retailers are trained to offer a variety of recommendations and design considerations to suit your personal preferences.



Staggered

Using Ziptrak® Interior

MODULAR WARDROBE SYSTEMS

Combine Ziptrak® Interior blinds with modular wardrobe systems for an extremely **economical and versatile** wardrobe solution.







KEY PRODUCT DIMENSIONS

Your interior designer or contractor will need some key dimensions to ensure that your home is designed to accommodate Ziptrak® Interior blinds.


Scan the **QR Code** below to download a technical specification sheet that you can share with your designer.




Technical
Specification
Sheet

Up to
3,000mm

Up to
3,000mm





Identify your preferred retailer from our list of authorised Ziptrak® Interior retailers on sg.ziptrak.com/en/find-retailer/.

Ziptrak® Interior blinds come with a standard **2 years fabricator warranty** against manufacturing defects.

Do speak with your shortlisted Ziptrak® Interior retailer to understand their service warranty terms and conditions before making a purchase.



sg.ziptrak.com | my.ziptrak.com

Ziptrak® Interior Authorised Retailer